


Introduction to community microgrids

for Green Tech South West – 19 Feb, 2025



The Cepro Team

We're impact driven, leading our sector with a best in class team of technology, energy, finance and infrastructure professionals



Damon Rand, Founder
Managing Director &
Head of Product



James Hall-Smith, Chair
Co-founder and former Managing
Partner of Infrared Capital Partners



Harry Seekings, Director
Former Head of Infrastructure at
Infrared Capital Partners



Dan Evans
Chief Financial Officer



Joel Edington
Head of Commercial



Mark Cordle
Head of Projects



Neil Elliot
Project Operations



Marcus Wood
Battery Tech Lead

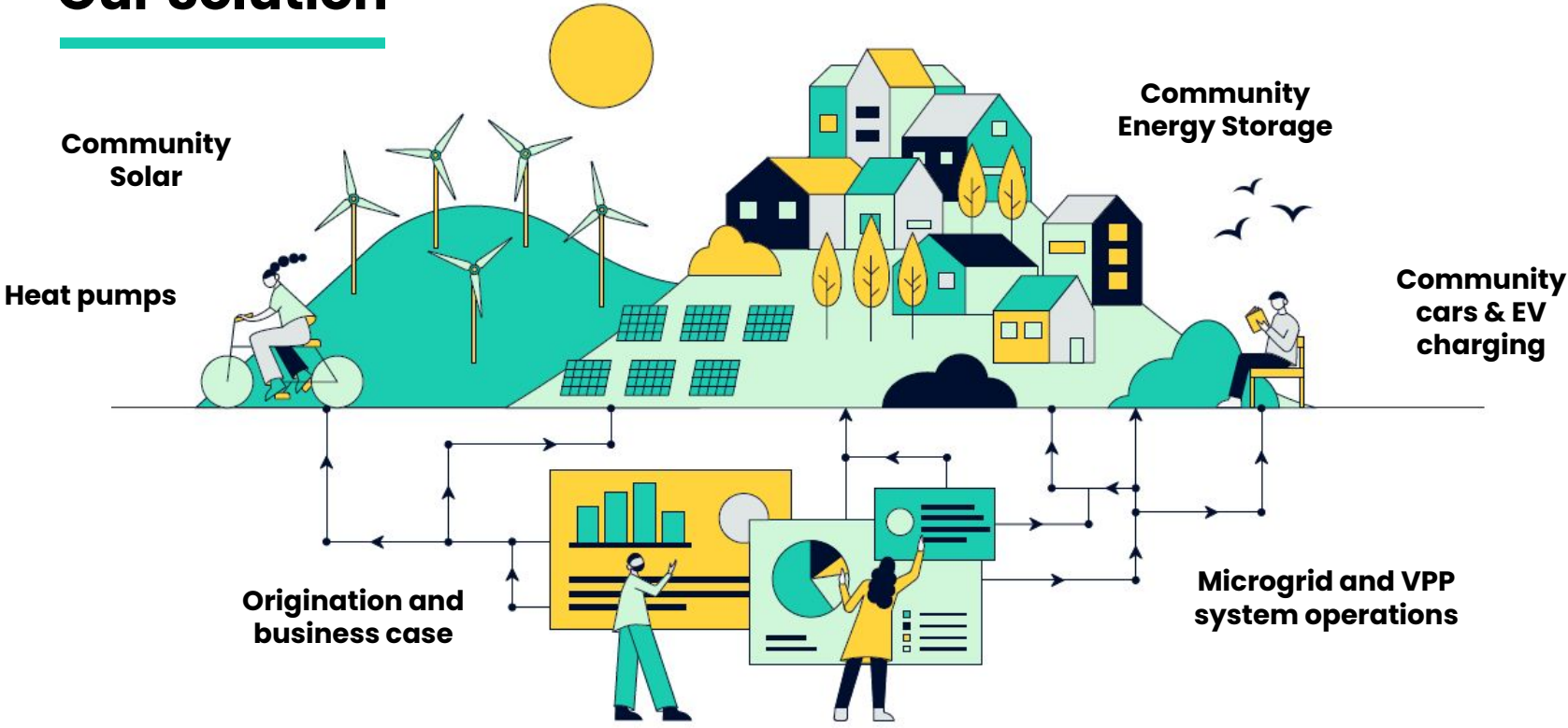


Chris Hatch
Microgrid Tech Lead



Tash Goodwin
Business Administrator

Our Solution



We build energy communities for Impact Investors seeking secure, long-term cash flows

A Cepro microgrid can reduce load on the grid by ~50%

**REDUCED
CAPACITY**



DNO

**TRANSFORMER
1MVA**



IDNO

1-3 MWh BATTERY
Provide constraint relief



**Homes and Businesses
with solar**



Cepro manages imports
and exports

Cepro supply energy to
homes



**Scaled up
community solar**

**Grid scale
community battery**

Hazelmead Microgrid, Bridport



Water Lilies, Bristol

33 homes, 115 kWp Solar, 444 kWh Battery,
Community EV Charging
Completed 2023

Hazelmead, Bridport
54 homes, 210 kWp Solar, 1.6MWh
Battery, Car Club & EV Charging
Completed 2023





Cepro microgrid vs Octopus

Methodology.

Taking 12 months of half-hourly customer consumption data, we applied the Octopus tariff, vs the Cepro microgrid tariff.

Results:

The average customer saving is 14% versus Octopus with solar.

Average savings are 47% versus Ofgem Price Cap, no solar.

Benchmark cost against the
Ofgem Energy Price Cap price

£46,925

£46,925

(23.4p per kWh, 200,792 kWh)

Octopus Energy Total

£28,881

(avg £849/home)

Import costs: £43,999

Solar payments: -£15,118

Net total: £28,881

(12.7-38.8p per kWh, 200,792 kWh)

(15p per kWh, 101,181 kWh)

Final cost after solar payments

Water Lilies Total

£24,858

(avg £731/home)

Import costs: £35,194

25% discount

Solar payments: -
£10,336

Net total: £24,858

(17.5p per kWh, a 25% discount,
200,792 kWh)

(£85 per year per kWp for 122 kWp
solar)

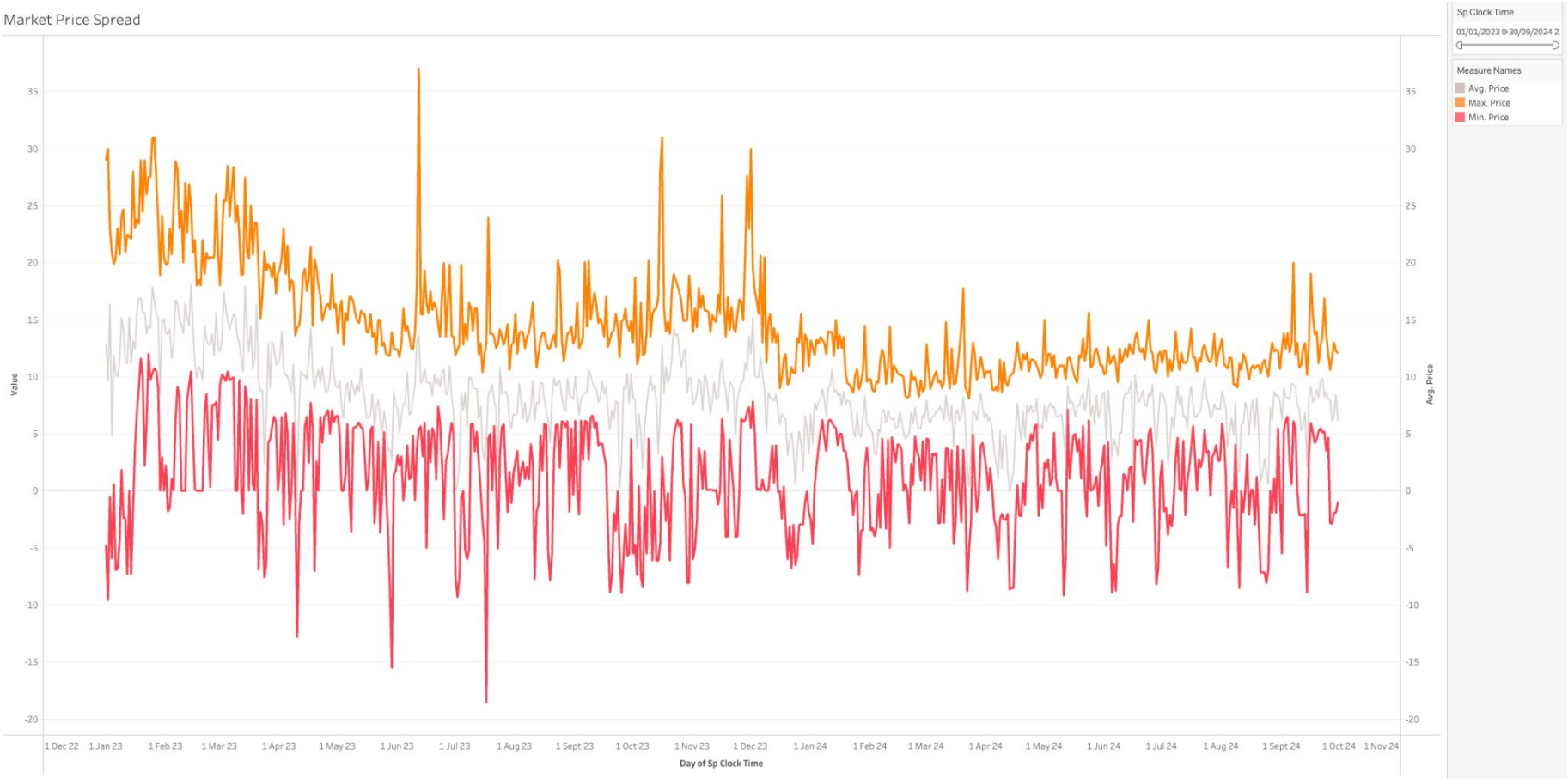
Final cost after solar payments

Saved £4,023 versus Octopus



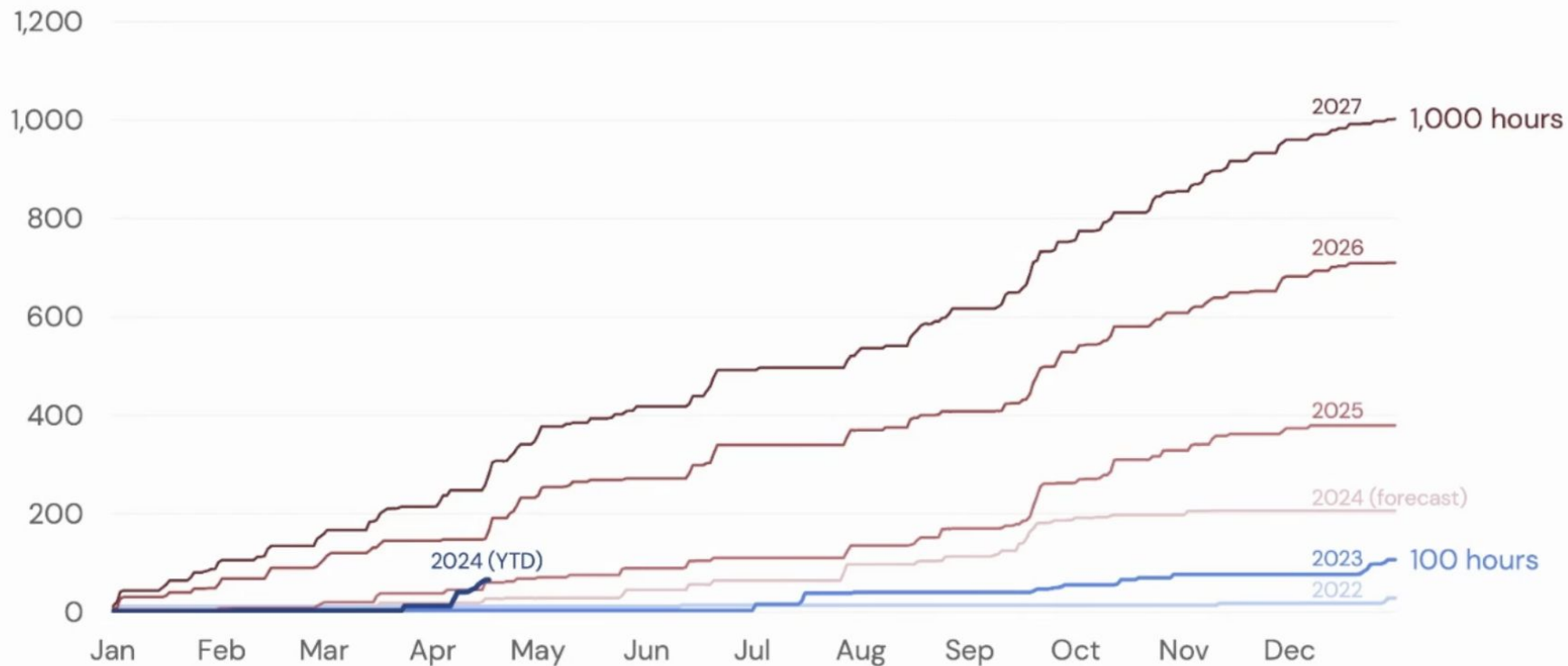
How do batteries make money?

Market Price Spread



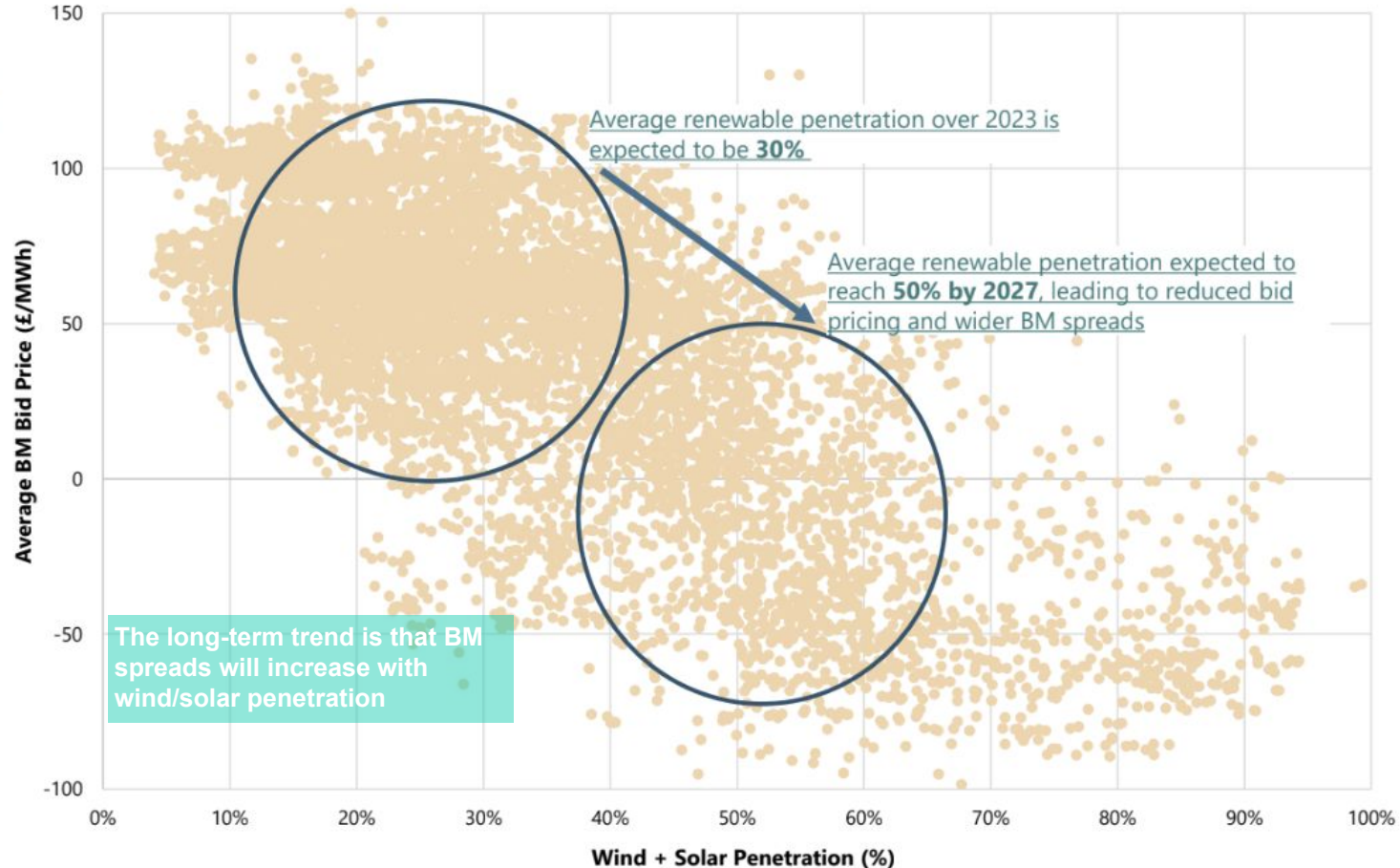
UK increase in negative pricing

Cumulative hours of negative pricing

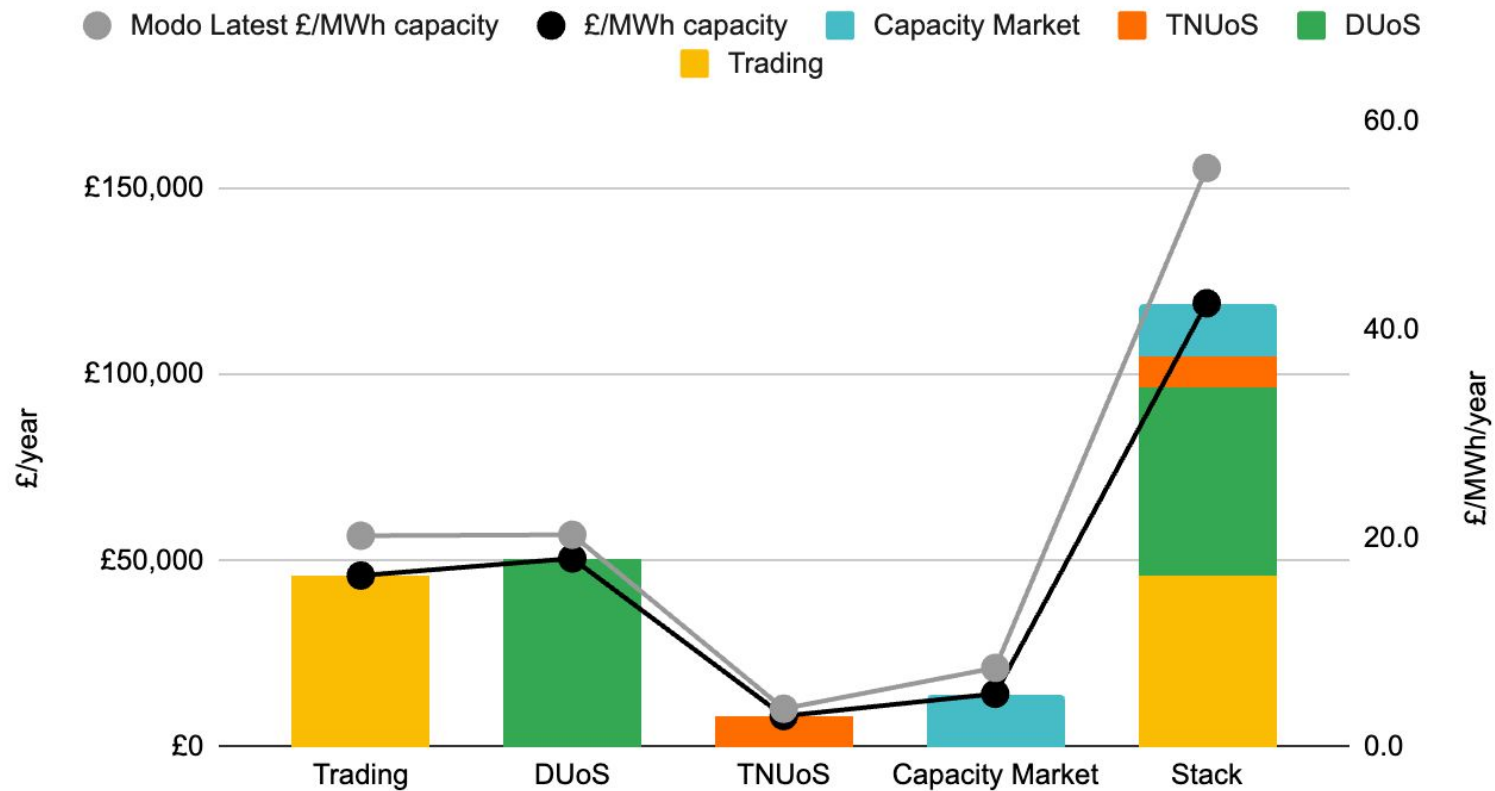


Average commodity cost of charging batteries is trending to zero by 2027

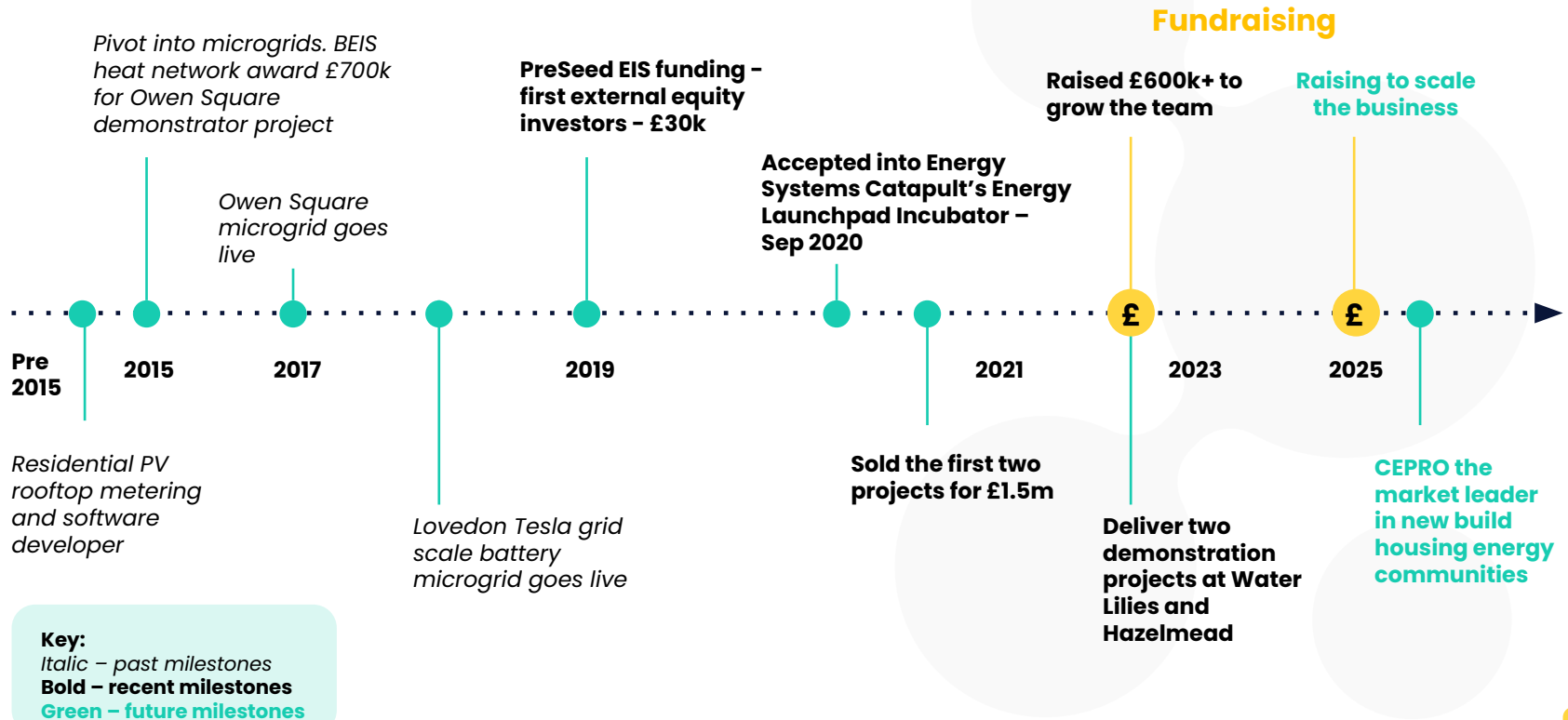
- “offer” and “bid” prices expected to de-couple
- “offer” prices to continue to correlate with wholesale gas prices
- “bid” prices correlate with % of renewable penetration
- Increased renewable penetration should lead to lower average bid prices = widening spreads



BESS Stack




Roadmap and achievements





Damon Rand, MD and Head of Product
E: damon@cepro.energy
<https://www.cepro.energy>



WIP